

Ink Types

[ELS-170 / 4C]
[ELH-100 / CH+W]



The UJV300DTF-75 uses ELS-170 and ELH-100, the next generation of Mimaki UV inks. This unique combination—ELH-100 (a hard ink) and ELS-170 (a flexible ink)—delivers industry-leading performance in both strength and flexibility across a wide range of UV-DTF applications.

Towards a More Environmentally Friendly Business Model



Mimaki's UV inks, ELS-170 and ELH-100, are GREENGUARD Gold certified, having met the world's most stringent standards for chemical emissions. This certification ensures they are suitable for use in sensitive environments such as schools and healthcare facilities, making them an ideal choice for environmentally responsible printing.



Mimaki Cloud Technology PICT

PICT allows users to monitor printer operation and ink usage remotely.

It supports better planning by providing real-time data on operational status and performance.

PICT helps with scheduled maintenance and preparing for ink refills, ensuring smooth and efficient production.



Software to support operations from design creation to output (included as standard)

Supporting the beauty of prints and operability



Quick, Easy Design Creation



Specifications

Item	UJV300DTF-75
Print head	On-demand piezo head
Print resolution	300dpi, 600dpi, 900dpi, 1200dpi
Ink	Type
	LED-UV ink
	ELS-170 + ELH-100
Colour	ELS-170 (C,M,Y,K) ELH-100 (W,CL)
Capacity	1L (Bottle supply)
Ink circulation system	Available only for white ink
Max. print width	640mm (25.2in)
Max. media width	650mm (25.6in)
Media roll outer diameter	250mm (9.8in) or less
Media roll weight	45kg (99.2lb) or less
Safety standard	VCCI Class A / FCC Class A / ETL IEC 62368-1 / CE Marking(EMC, Low Voltage, Machinery Directive, RoHS)/ CB Report / REACH / ENERGY STAR / RCM / KC
Interface	USB2.0 / Ethernet1000 BASE-T
Power supply	Single phase AC100-120/200-240V±10%,50/60Hz±1Hz
Power consumption	AC100V : 1.44kW / AC200V : 1.92kW or less
Operational environment	Temperature
	20-30degC / 68-86 degF
Humidity	35-65% Rh (No condensing)
Dimensions (WxDxH)	2,090x930x1,475mm (82.3x36.6x58.1in)
Weight	180kg (396.8lb)

Ink

Item	Colour	Item code	Remarks
ELS-170	Cyan	ELS170- C-BA	1L bottle
	Magenta	ELS170- M-BA	
	Yellow	ELS170- Y-BA	
	Black	ELS170- K-BA	
ELH-100	White	ELH100- W-BA	1L bottle
	Clear	ELH100-CL-BA	

Option

Item	Item code
Ionizer	OPT-J0465

Inks and substrates:

- As physical properties of ink (adhesion, weather resistance etc.) are different depending on media, please be sure to have a print test in advance.
- Depending on the application, primers, other surface treatment or surface protection such as lamination may be necessary.

Safety notice:

- This product is equipped with UV irradiation equipment. Please pay attention to the following notes in order to use safely.
- Do not look directly into the UV light source nor place your hand, or expose your skin directly to the UV light source.
- Depending upon print mode, some VOC emittance from printed parts not yet cured and hardened may occur.
- In addition, please be sure to read and follow the instructions and guidelines of the manual carefully.

Some examples shown in this catalog are artificial renderings. Specifications, designs and dimensions shown in this catalog may be subject to change without notice for technical improvements. The corporate and merchandise names in this catalog are the trademarks or registered trademarks of the respective corporations. Inkjet printers use extremely fine dots, so colours may vary slightly after replacement of print heads. Also note that when using multiple printer units, colours could vary slightly from one unit to another due to slight individual differences. Please note that descriptions and data in this catalog are as of April 2025.



MIMAKI EUROPE BV

Stammerdijk 7E, 1112 AA Diemen, The Netherlands
www.mimakieurope.com | Tel. : +31 20 4627640

@MimakiEurope



UV-DTF Printer **UJV300DTF-75**

UV-DTF

Create A High-Value Printing Business



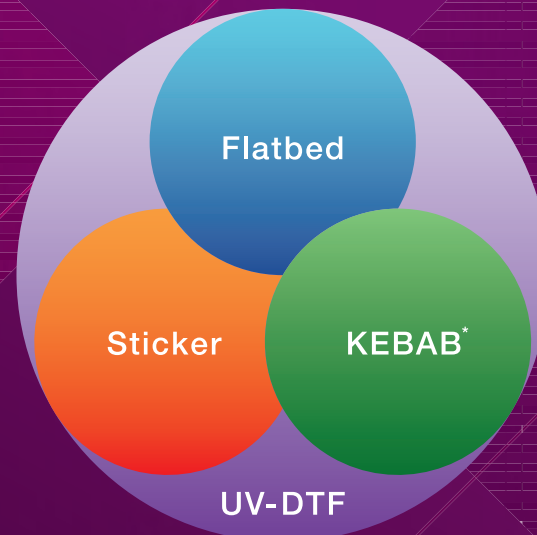
UV-DTF unlocks new market potential

UV-DTF (UV Direct-to-Film) is a technology that allows UV printing on a special adhesive film, which can then be transferred directly onto objects—just like a sticker.

Designs can be easily applied to uneven surfaces and irregularly shaped items, which are often difficult to print on using conventional methods.

Since only the printed design is transferred—without the margin—UV-DTF eliminates the need for manual weeding, increasing production efficiency.

With this solution, Mimaki empowers customers who were previously limited by material shape or surface texture—opening up exciting new market possibilities.



*Mimaki's product for 360° printing on cylindrical items such as bottles and tumblers



Items that are too large or uneven to print on using a UV flatbed printer.



Irregular cylindrical shapes that can't be accommodated by Mimaki's Kebab unit.



Designs that preserve the object's original texture—unlike traditional sticker prints



Ceramic, PP and other materials that are challenging to print on with UV ink.



Capable of printing on uneven surfaces and curved objects that flatbed printers cannot print on.



Capable of printing small text, designs, and other detailed expressions without margins.




Stickers are limited to designs with margins.

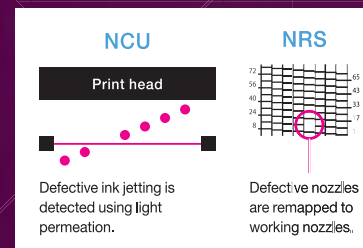
Mimaki's unique safe and stable film feeding system

New specialized pinch roller ensures stable film feeding

Mimaki's uniquely designed pinch roller enables stable feeding of UV DTF film. It is specifically engineered to handle the film's adhesive surface film with precision and reliability.



Nozzle Recovery



Mimaki's unique NCU (Nozzle Check Unit) and NRS (Nozzle Recovery System) allow printing to continue by remapping defective nozzles to functioning ones when nozzle cleaning is unsuccessful. Printing speed remains unchanged when using the NRS, ensuring smooth and uninterrupted business operations.

Media Jam Sensor



Equipped with a media jam sensor, the risk of printhead failure is reduced—even in the unlikely event of a media jam. This significantly minimizes the risk of failure on adhesive film surfaces.




Advanced Mimaki Technologies, Seamlessly Integrated

UV-DTF Printer
UJV300DTF-75

HOW TO UV-DTF

WORKFLOW

STEP 1



Designs are printed on a special adhesive film, and then an application sheet is automatically applied to the film.

STEP 2



Cut out the printed film and apply it to the desired item.

STEP 3



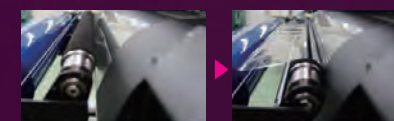
Peel off the application sheet. Once removed, the transfer is complete and the item is finished.

Print sequence: White - Color - Clear. The clear ink improves scratch resistance and makes it easier to remove the application sheet.

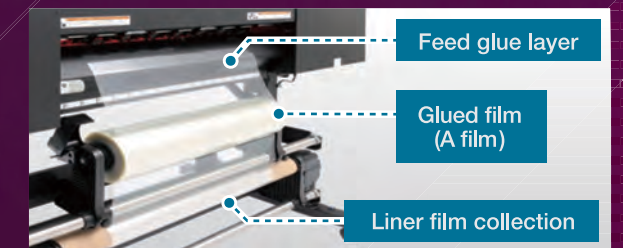
Easy Media Setup



Application sheets are easily set with a simple press of the lever.



Rear Take-Up System



The system automatically collects the UV-DTF film liner at the back of the machine. The liner is rolled up precisely at the printer's feeding speed, ensuring stable printing.